

Site Usage

1,047 Visits

4,098 Pageviews

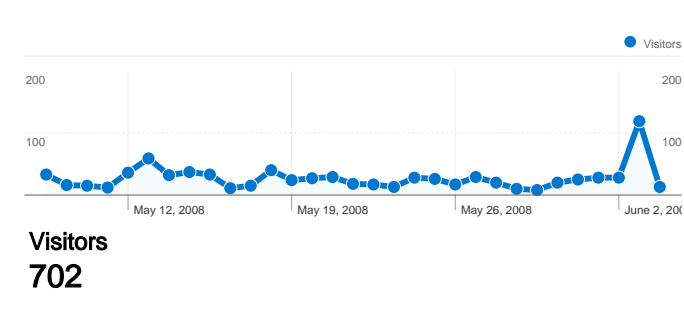
3.91 Pages/Visit

46.80% Bounce Rate

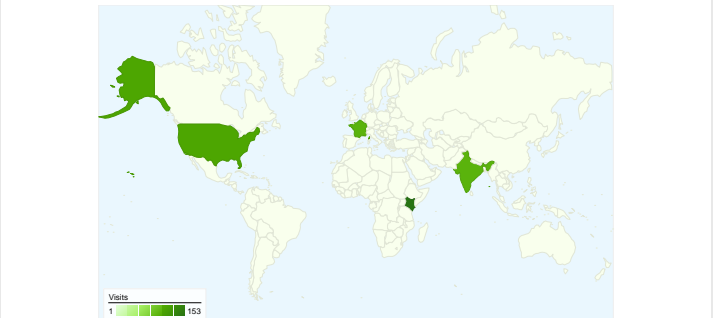
00:05:47 Avg. Time on Site

60.84% % New Visits

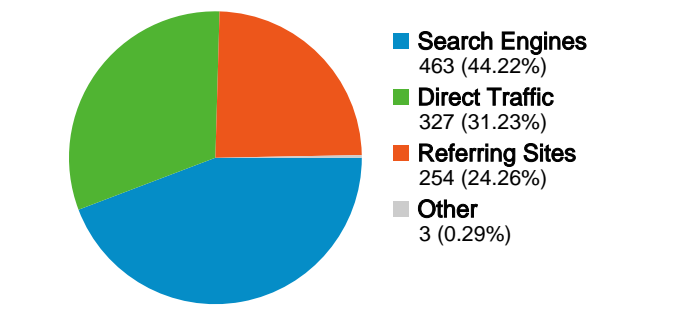
Visitors Overview



Map Overlay world

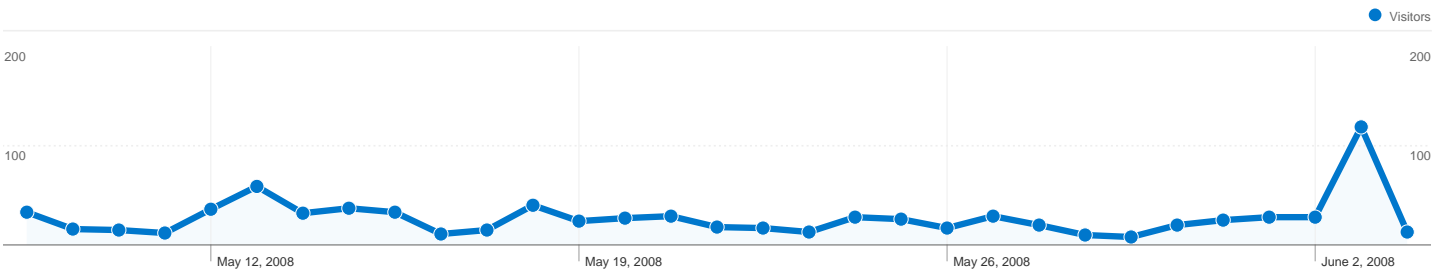


Traffic Sources Overview



Content Overview

Pages	Pageviews	% Pageviews
/	736	17.96%
/news-events/news/	330	8.05%
/news-events/events/	203	4.95%
/network-communities/high-	161	3.93%
/high/	151	3.68%



702 people visited this site

1,047 Visits

702 Absolute Unique Visitors

4,098 Pageviews

3.91 Average Pageviews

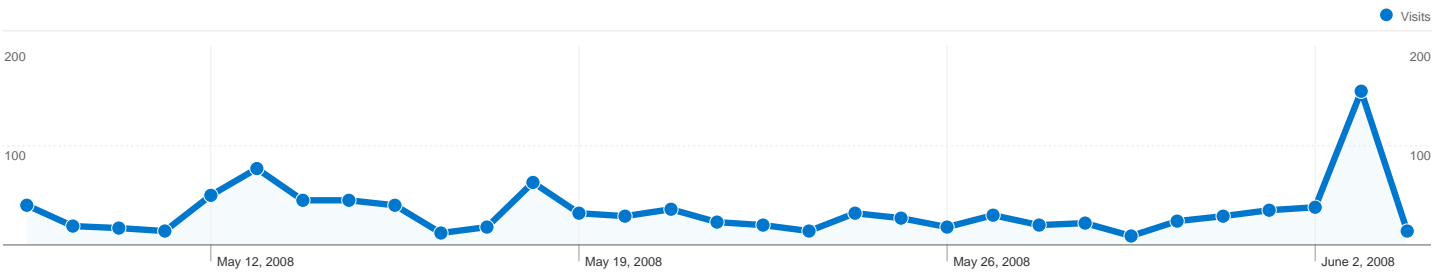
00:05:47 Time on Site

46.80% Bounce Rate




60.84% New Visits

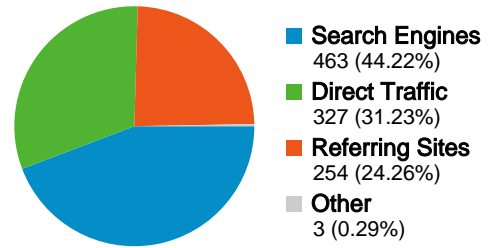
Technical Profile

Browser	Visits	% visits	Connection Speed	Visits	% visits
Internet Explorer	812	77.55%	Unknown	582	55.59%
Firefox	186	17.77%	T1	201	19.20%
Safari	43	4.11%	DSL	173	16.52%
Opera	3	0.29%	Cable	57	5.44%
Mozilla	3	0.29%	Dialup	31	2.96%



All traffic sources sent a total of 1,047 visits

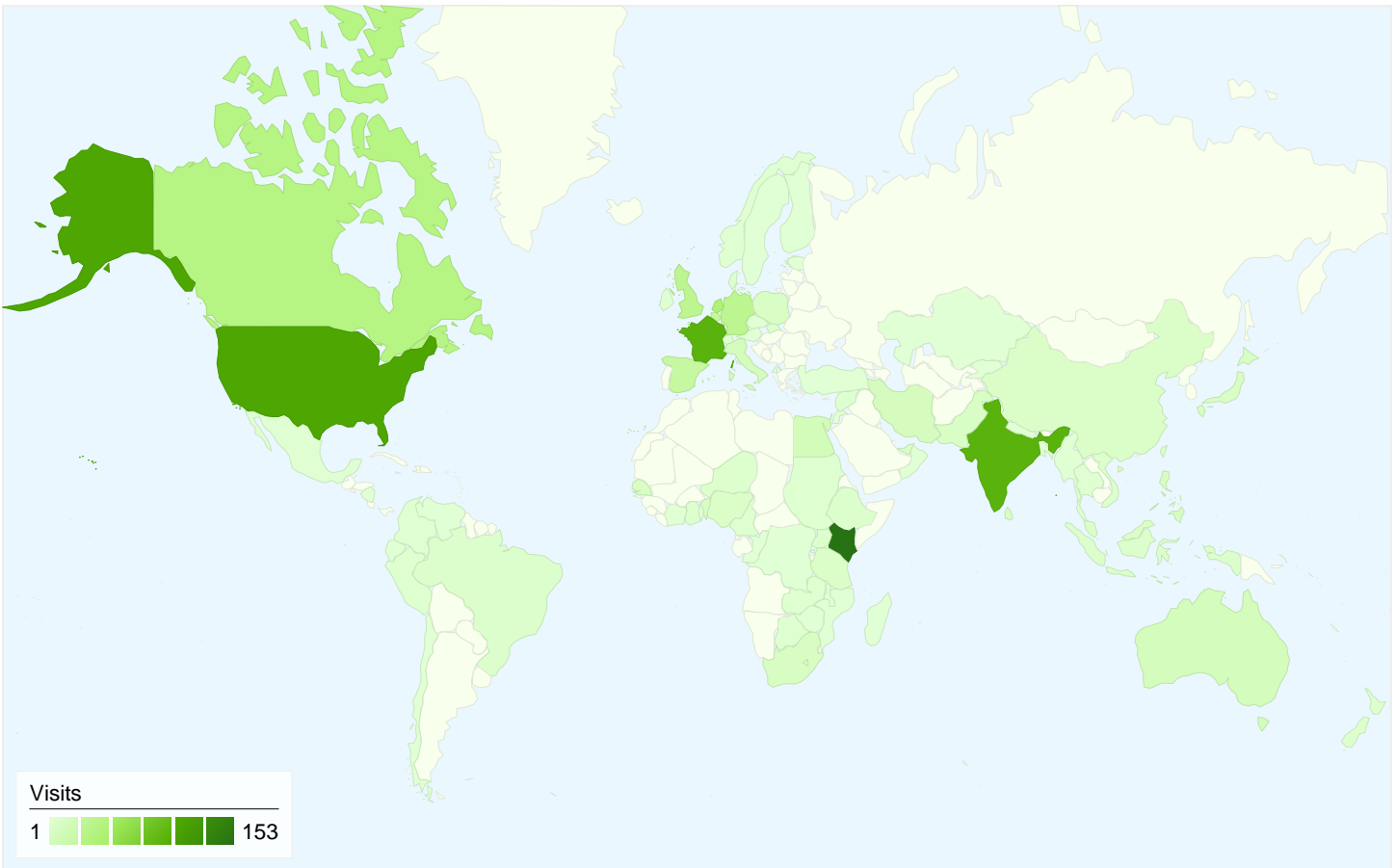
-  **31.23%** Direct Traffic
-  **24.26%** Referring Sites
-  **44.22%** Search Engines



Top Traffic Sources

Sources	Visits	% visits
google (organic)	416	39.73%
(direct) ((none))	327	31.23%
avrdc.org (referral)	106	10.12%
mail.jkuat.ac.ke (referral)	38	3.63%
yahoo (organic)	29	2.77%

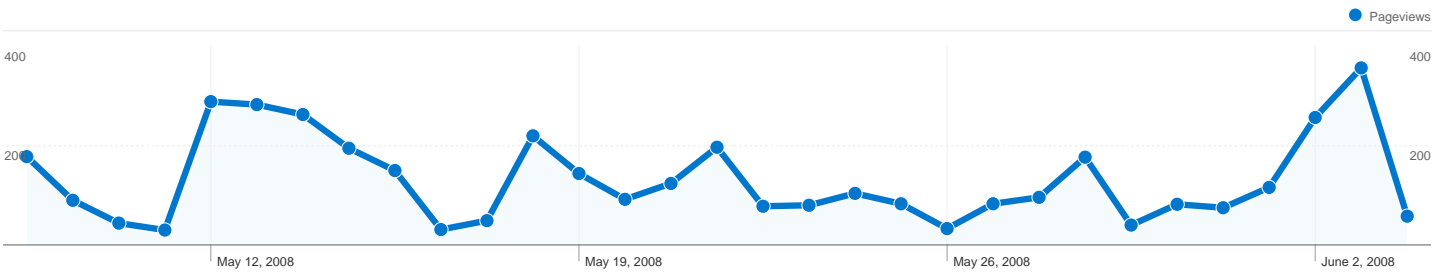
Keywords	Visits	% visits
protivar global	48	10.37%
pcf5 kahane	30	6.48%
globalhort	23	4.97%
global horticulture initiative	22	4.75%
global horticulture	9	1.94%



1,047 visits came from 90 countries/territories

Site Usage

Visits	Pages/Visit	Avg. Time on Site	% New Visits	Bounce Rate	
1,047 % of Site Total: 100.00%	3.91 Site Avg: 3.91 (0.00%)	00:05:47 Site Avg: 00:05:47 (0.00%)	60.84% Site Avg: 60.84% (0.00%)	46.80% Site Avg: 46.80% (0.00%)	
Country/Territory	Visits	Pages/Visit	Avg. Time on Site	% New Visits	Bounce Rate
Kenya	153	7.33	00:16:29	18.30%	30.07%
United States	107	3.04	00:02:26	83.18%	57.01%
France	97	2.53	00:01:43	48.45%	63.92%
India	97	2.66	00:04:19	77.32%	50.52%
(not set)	49	8.45	00:12:08	12.24%	20.41%
Taiwan	48	2.96	00:02:52	64.58%	45.83%
Netherlands	44	4.36	00:02:13	47.73%	34.09%
Canada	38	2.53	00:01:53	65.79%	50.00%
United Kingdom	32	3.88	00:06:39	71.88%	43.75%
Germany	32	4.06	00:02:31	78.12%	43.75%



Pages on this site were viewed a total of 4,098 times

4,098 Pageviews

2,749 Unique Views

46.80% Bounce Rate

Top Content

Pages	Pageviews	% Pageviews
/	736	17.96%
/news-events/news/	330	8.05%
/news-events/events/	203	4.95%
/network-communities/high-value-crops/	161	3.93%
/high/	151	3.68%